





District Health Assessment for Multiple District 107 through January 2025

		Clubs							Membership							Member Strength		Cancellation		Reports			Finance	Leadership			
District Name	Status/ Number of Months in Status *	Active Clubs	Clubs in Status Quo	Total Clubs	% Status Quo Clubs in Financial Suspension	New Clubs	Cancelled Clubs	YTD Net Club Gain/Loss	Current Members In Active Clubs	Current Members In Status Quo Clubs	Current Total Members Count	YTD Add	YTD Drop	YTD NetGrowth (includes Active and Status Quo)	YTD NetGrowth% (includes Active and Status Quo)	Member Count 12 Months Ago	Average Member Count Per Club	% of Clubs with less than 20 members	Average Cancelled Club Age	Members Lost Due to Cancelled Clubs	% of Clubs Reporting Service	% No MMR in 3 Months	% No Officer Report in 12 months	% of Clubs with balance 90+ days	Number of Zone Chairs Recorded	Number of Region Chairs Recorded	District Officers Vacancies **
107 A		76	0	76	0%	1	2	-1	1781	0	1781	81	90	-9	-0.50%	1,838	23	36%	39	0	51%	45%	1%	1%	14	4	
107 B	T(24)	41	0	41	0%	0	0	0	797	0	797	30	29	1	0.13%	816	19	54%	0	0	59%	41%	0%	0%	8	3	
107 C		74	0	74	0%	0	1	-1	1760	0	1760	72	54	18	1.03%	1,812	24	30%	64	0	49%	35%	0%	0%	11	0	
107 D	T(9)	50	0	50	0%	0	2	-2	1178	0	1178	50	55	-5	-0.42%	1,210	24	36%	18	0	62%	40%	0%	0%	9	0	
107 E		67	0	67	0%	0	1	-1	1403	0	1403	30	41	-11	-0.78%	1,425	21	46%	19	0	67%	42%	0%	0%	11	0	
107 F		55	0	55	0%	0	0	0	1289	0	1289	27	46	-19	-1.45%	1,316	23	29%	0	0	51%	44%	0%	0%	9	4	
107 G	T(24)	47	0	47	0%	0	4	-4	926	0	926	27	37	-10	-1.07%	999	20	51%	50	11	62%	64%	0%	2%	0	0	2nd VDG
107 H	T(24)	39	0	39	0%	0	2	-2	962	0	962	48	42	6	0.63%	980	25	23%	47	12	100%	33%	0%	3%	8	0	
107 I	T(24)	44	0	44	0%	0	1	-1	835	0	835	28	31	-3	-0.36%	865	19	59%	52	0	61%	36%	0%	0%	8	3	
107 K	T(24)	38	0	38	0%	0	0	0	886	0	886	29	55	-26	-2.85%	898	23	32%	0	0	74%	50%	3%	0%	7	4	
107 L	T(24)	34	0	34	0%	0	0	0	792	0	792	24	26	-2	-0.25%	786	23	38%	0	0	85%	47%	0%	0%	8	4	
107 M		55	0	55	0%	0	0	0	1252	0	1252	34	61	-27	-2.11%	1,292	23	35%	0	0	75%	49%	0%	0%	11	4	
107 N		66	0	66	0%	0	0	0	1336	0	1336	38	43	-5	-0.37%	1,372	20	55%	0	0	62%	48%	0%	0%	12	0	
107 O	T(24)	50	0	50	0%	0	0	0	886	0	886	26	28	-2	-0.23%	913	18	58%	0	0	48%	52%	4%	2%	8	0	
		736	0	736	0%	1	13	-12	16083	0	16083	544	638	-94	-0.58%	16,522	22	41%	42	23	63%	45%	1%	1%	124	26	




District Health Assessment for Multiple District 107 through January 2025

 Status/ District Name of Months in Status *		Clubs							Membership							Member Strength		Cancellation		Reports			Finance	Leadership			
		Active Clubs	Clubs in Status Quo	Total Clubs	% Status Quo Clubs in Financial Suspension	New Clubs	Cancelled Clubs	YTD Net Club Gain/ Loss	Current Members In Active Clubs	Current Members In Status Quo Clubs	Current Total Members Count	YTD Add	YTD Drop	YTD NetGrowth (includes Active and Status Quo)	YTD NetGrowth% (includes Active and Status Quo)	Member Count 12 Months Ago	Average Member Count Per Club	% of Clubs with less than 20 members	Average Cancelled Club Age	Members Lost Due to Cancelled Clubs	% of Clubs Reporting Service	% No MMR in 3 Months	% No Officer Report in 12 months	% of Clubs with balance 90+ days	Number of Zone Chairs Recorded	Number of Region Chairs Recorded	District Officers Vacancies **
109 A	T(22)	44	0	44	0%	0	4	-4	1057	0	1057	55	62	-7	-0.66%	1,086	24	43%	52	10	41%	27%	2%	34%	4	0	
109 B	T(24)	29	0	29	0%	0	0	0	652	0	652	12	25	-13	-1.95%	681	22	34%	0	0	52%	52%	7%	24%	2	0	2nd VDG, GLT
		73	0	73	0%	0	4	-4	1709	0	1709	67	87	-20	-1.16%	1,767	23	40%	52	10	45%	37%	4%	30%	6	0	




District Health Assessment for District 120 through January 2025

		Clubs							Membership							Member Strength		Cancellation		Reports			Finance	Leadership			
District Name	Status/ Number of Months in Status *	Active Clubs	Clubs in Status Quo	Total Clubs	% Status Quo in Financial Suspension	New Clubs	Cancelled Clubs	YTD Net Club Gain/Loss	Current Members In Clubs	Current Members In Status Quo Clubs	Current Total Members Count	YTD Add	YTD Drop	YTD NetGrowth (includes Active and Status Quo)	YTD NetGrowth% (includes Active and Status Quo)	Member Count 12 Months Ago	Average Member Count Per Club	% of Clubs with less than 20 members	Average Cancelled Club Age	Members Lost Due to Cancelled Clubs	% of Clubs Reporting Service	% No MMR in 3 Months	% No Officer Report in 12 months	% of Clubs with balance 90+ days	Number of Zone Chairs Recorded	Number of Region Chairs Recorded	District Officers Vacancies **
120	T(24)	57	0	57	0%	0	3	-3	1056	0	1056	15	57	-42	-3.83%	1,105	19	49%	24	21	14%	65%	0%	0%	10	4	
		57	0	57	0%	0	3	-3	1056	0	1056	15	57	-42	-3.83%	1,105	19	49%	24	21	14%	65%	0%	0%	10	4	



District Health Assessment for District 131 through January 2025

		Clubs							Membership							Member Strength		Cancellation		Reports			Finance	Leadership			
District Name	Status/ Number of Months in Status *	Active Clubs	Clubs in Status Quo	Total Clubs	% Status Quo in Financial Suspension	New Clubs	Cancelled Clubs	YTD Net Club Gain/Loss	Current Members In Active Clubs	Current Members In Status Quo Clubs	Current Total Members Count	YTD Add	YTD Drop	YTD NetGrowth (includes Active and Status Quo)	YTD NetGrowth% (includes Active and Status Quo)	Member Count 12 Months Ago	Average Member Count Per Club	% of Clubs with less than 20 members	Average Cancelled Club Age	Members Lost Due to Cancelled Clubs	% of Clubs Reporting Service	% No MMR in 3 Months	% No Officer Report in 12 months	% of Clubs with balance 90+ days	Number of Zone Chairs Recorded	Number of Region Chairs Recorded	District Officers Vacancies **
131	P	36	0	36	0%	0	0	0	721	0	721	17	25	-8	-1.10%	720	20	50%	0	0	39%	75%	6%	0%	0	0	
		36	0	36	0%	0	0	0	721	0	721	17	25	-8	-1.10%	720	20	50%	0	0	39%	75%	6%	0%	0	0	



District Health Assessment for Ident 5891 - REP OF LATVIA - UND through January 2025

Status/ District Name of Months in Status *		Clubs							Membership							Member Strength		Cancellation		Reports			Finance	Leadership			
		Active Clubs	Clubs in Status Quo	Total Clubs	% Status Quo Clubs in Financial Suspension	New Clubs	Cancelled Clubs	YTD Net Club Gain/ Loss	Current Members In Active Clubs	Current Members In Status Quo Clubs	Current Total Members Count	YTD Add	YTD Drop	YTD NetGrowth (includes Active and Status Quo)	YTD NetGrowth% (includes Active and Status Quo)	Member Count 12 Months Ago	Average Member Count Per Club	% of Clubs with less than 20 members	Average Cancelled Club Age	Members Lost Due to Cancelled Clubs	% of Clubs Reporting Service	% No MMR in 3 Months	% No Officer Report in 12 months	% of Clubs with balance 90+ days	Number of Zone Chairs Recorded	Number of Region Chairs Recorded	District Officers Vacancies **
Ident 5891 - REP OF LATVIA		5	0	5	0%	0	1	-1	24	0	24	1	11	-10	-29.41%	33	5	100%	32	6	0%	60%	0%	0%	0	0	
		5	0	5	0%	0	1	-1	24	0	24	1	11	-10	-29.41%	33	5	100%	32	6	0%	60%	0%	0%	0	0	

* - District Status: P - Provisional, T - Transitional.

** - District Officers Vacancies: DG - District Governor, 1st VDG - First Vice District Governor, 2nd VDG - Second Vice District Governor.